


# Data Mining and Knowledge Discovery

## Knowledge Discovery and Knowledge Management in e-Science

Petra Kralj Novak

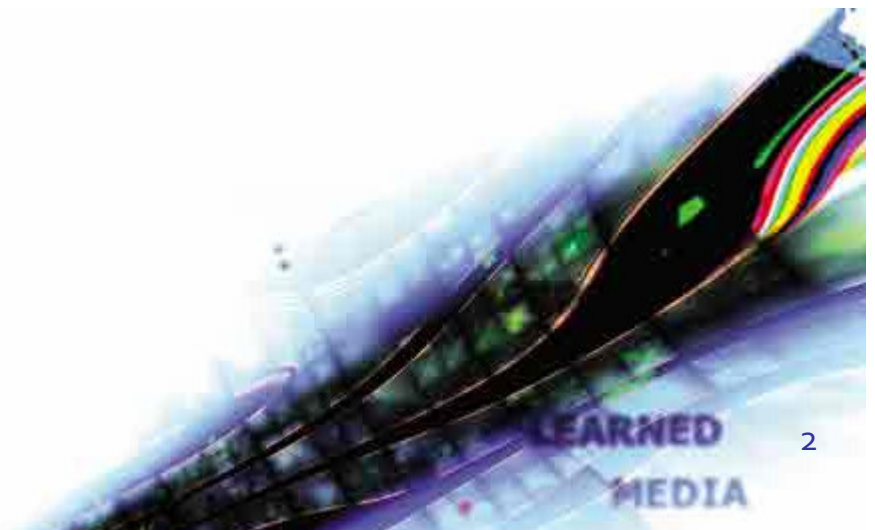
[Petra.Kralj.Novak@ijs.si](mailto:Petra.Kralj.Novak@ijs.si)

Practice, 2009/11/24



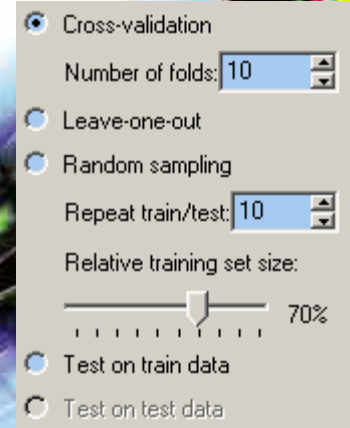
# Discussion

- • List evaluation methods for classification.
- How much is the information gain for the “attribute” Person? How would it perform on the test set?
- How do we compute entropy for a target variable that has three values? Lenses = {hard=4, soft=5, none=13}
- How would you compute the information gain for a numeric attribute?
- What would be the classification accuracy of our decision tree if we pruned it at the node *Astigmatic*?
- Compare the naïve Bayes classifier and decision trees regarding
  - the handling of missing values
  - numeric attributes
  - interpretability of the model



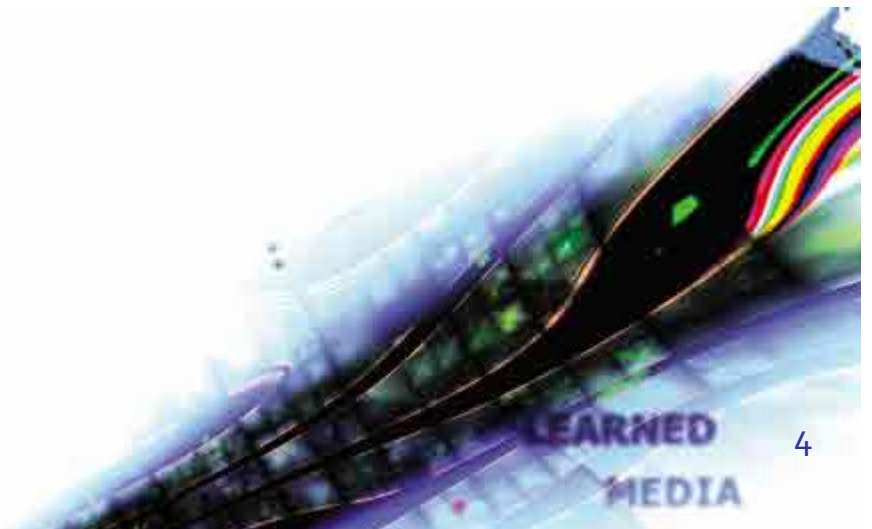
# List of evaluation methods

- Separate train and test set
- K-fold cross validation
- Leave one out
  - used with very small datasets (few 10 examples)
  - For each example  $e$ :
    - use  $e$  as test example and the rest for training
    - Count the correctly classified examples
- Optimistic estimate: test on training set
- Random sampling

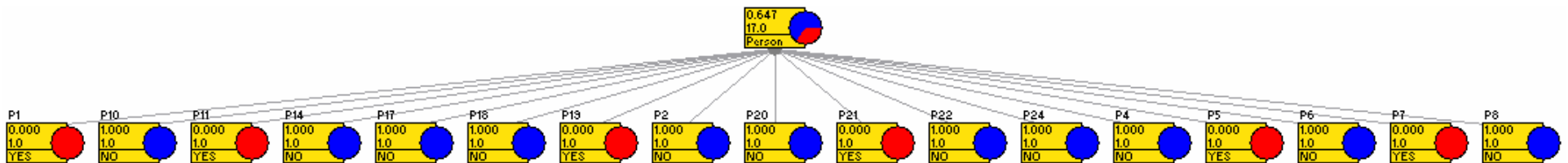


# Discussion

- List evaluation methods for classification.
- • How much is the information gain for the “attribute” Person? How would it perform on the test set?
- How do we compute entropy for a target variable that has three values? Lenses = {hard=4, soft=5, none=13}
- How would you compute the information gain for a numeric attribute?
- What would be the classification accuracy of our decision tree if we pruned it at the node *Astigmatic*?
- Compare the naïve Bayes classifier and decision trees regarding
  - the handling of missing values
  - numeric attributes
  - interpretability of the model



# Information gain of the “attribute” Person



On training set

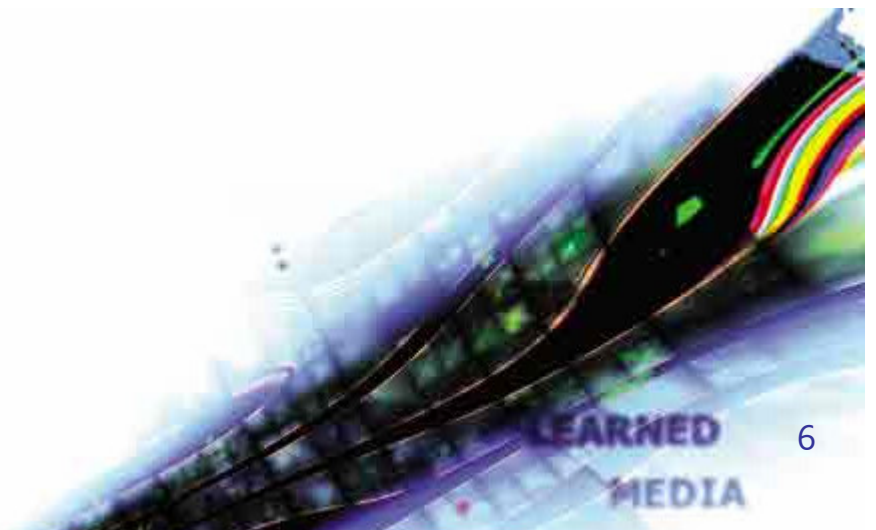
- As many values as there are examples
- Each leaf has exactly one example
- $E(1/1, 0/1) = 0$  (entropy of each leaf is zero)
- The weighted sum of entropies is zero
- The information gain is maximum (as much as the entropy of the entire training set)

On testing set

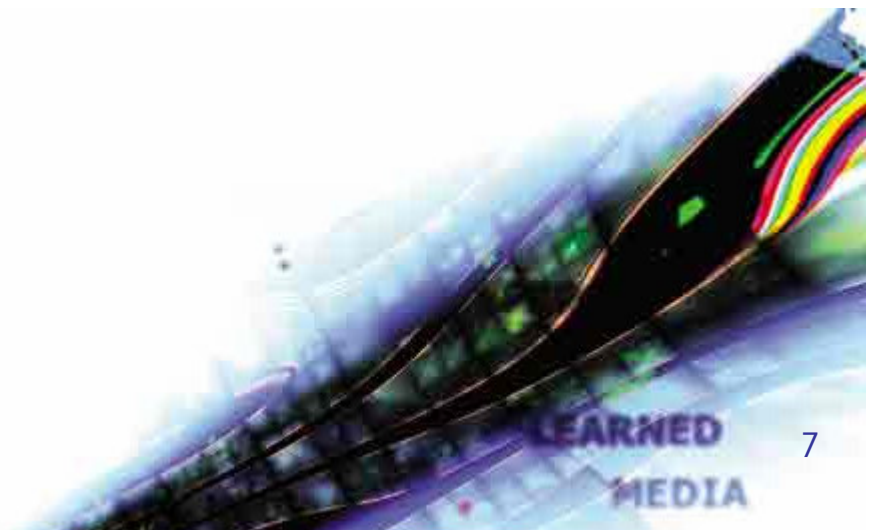
- The values from the testing set do not appear in the tree

# Discussion

- List evaluation methods for classification.
- How much is the information gain for the “attribute” Person? How would it perform on the test set?
- • How do we compute entropy for a target variable that has three values? Lenses = {hard=4, soft=5, none=13}
- How would you compute the information gain for a numeric attribute?
- What would be the classification accuracy of our decision tree if we pruned it at the node *Astigmatic*?
- Compare the naïve Bayes classifier and decision trees regarding
  - the handling of missing values
  - numeric attributes
  - interpretability of the model

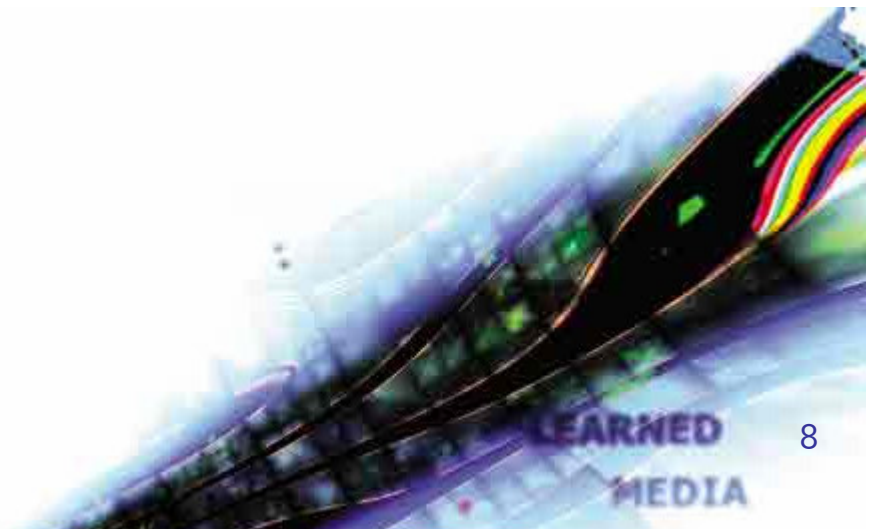


$$\begin{aligned} \text{Entropy}\{\text{hard}=4, \text{soft}=5, \text{none}=13\} &= \\ &= E(4/22, 5/22, 13/22) \\ &= -\sum p_i * \log_2 p_i \\ &= -4/22 * \log_2 4/22 - 5/22 * \log_2 5/22 \\ &\quad - 13/22 * \log_2 13/22 \\ &= 1.38 \end{aligned}$$



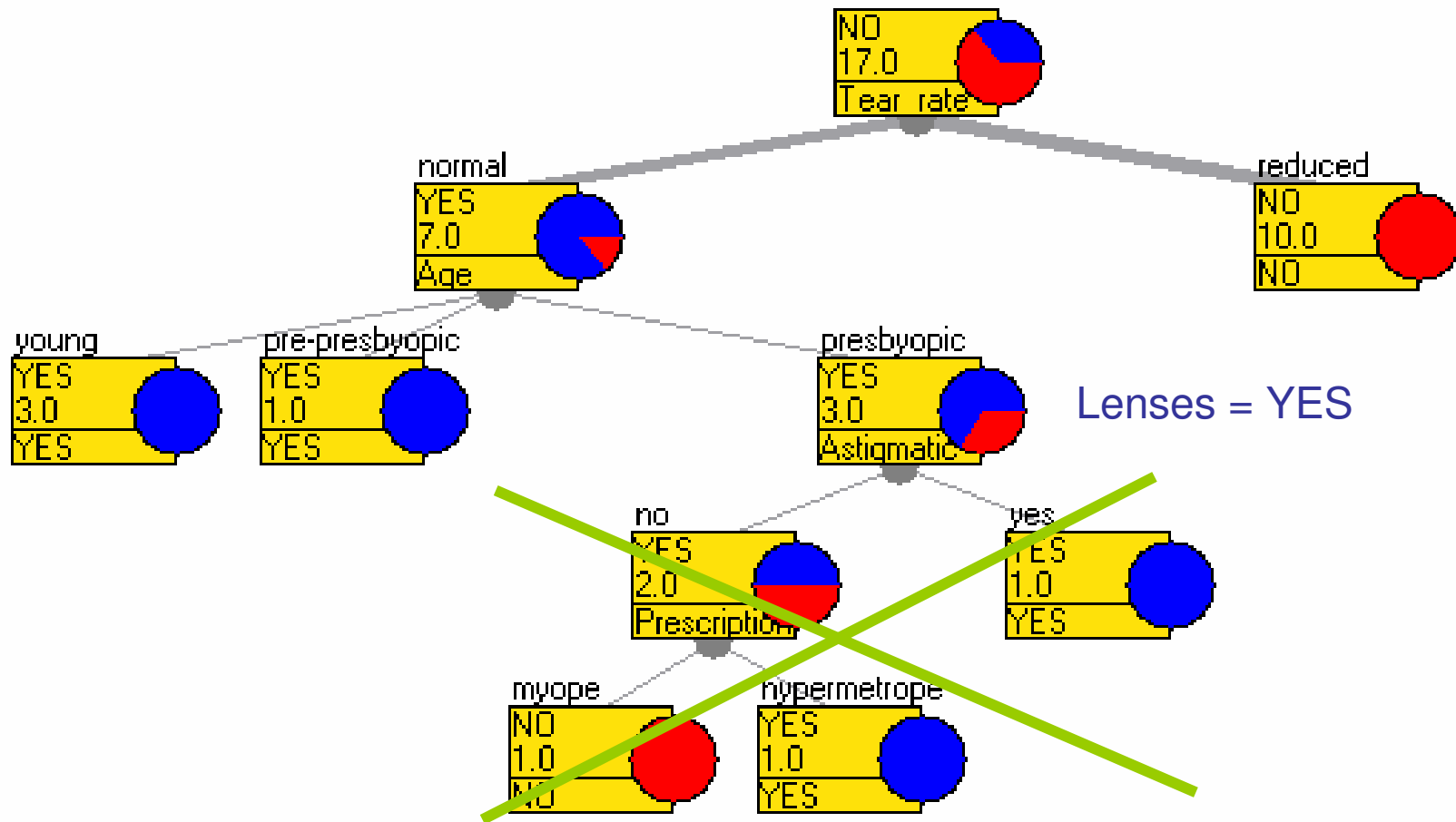
# Discussion

- List evaluation methods for classification.
- How much is the information gain for the “attribute” Person? How would it perform on the test set?
- How do we compute entropy for a target variable that has three values? Lenses = {hard=4, soft=5, none=13}
- How would you compute the information gain for a numeric attribute?
- • What would be the classification accuracy of our decision tree if we pruned it at the node *Astigmatic*?
- Compare the naïve Bayes classifier and decision trees regarding
  - the handling of missing values
  - numeric attributes
  - interpretability of the model

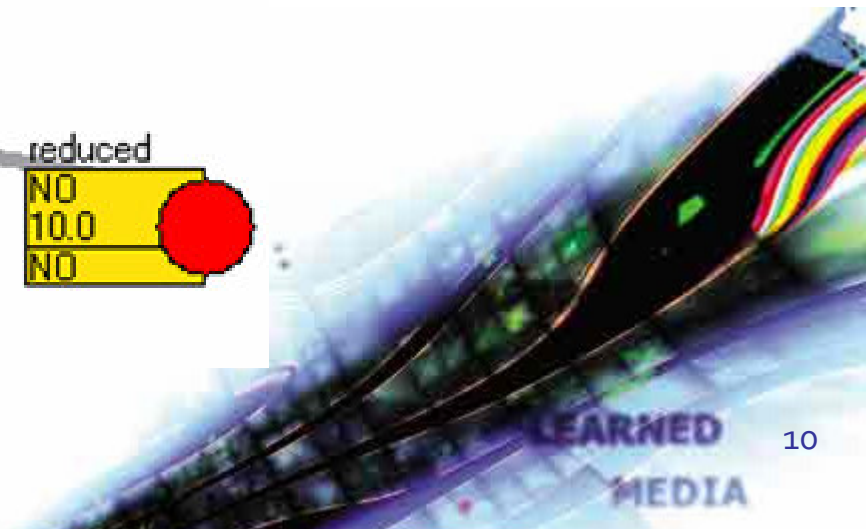
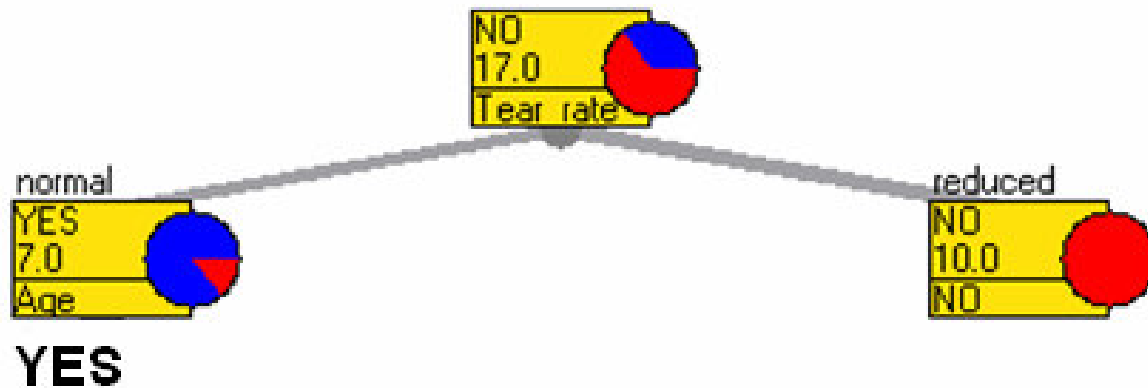
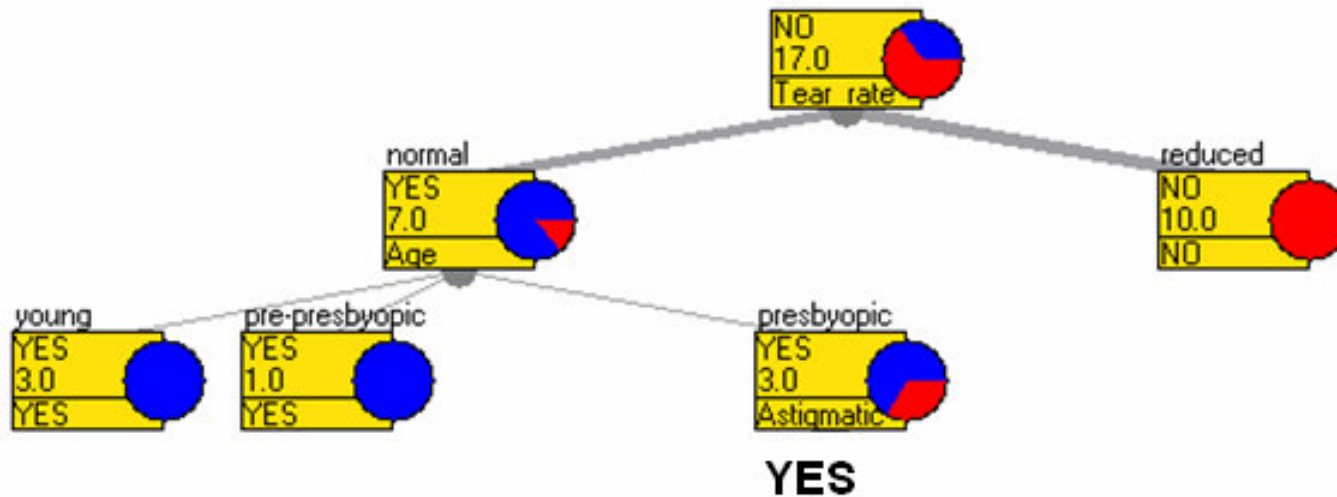




# Decision tree



# These two trees are equivalent



# Classification accuracy of the pruned tree

Person	Age	Prescription	Astigmatic	Tear rate	Lenses
P3	young	hypermetrope	no	normal	YES
P9	pre-presbyopic	myope	no	normal	YES
P12	pre-presbyopic	hypermetrope	no	reduced	NO
P13	pre-presbyopic	myope	yes	normal	YES
P15	pre-presbyopic	hypermetrope	yes	normal	NO
P16	pre-presbyopic	hypermetrope	yes	reduced	NO
P23	presbyopic	hypermetrope	yes	normal	NO

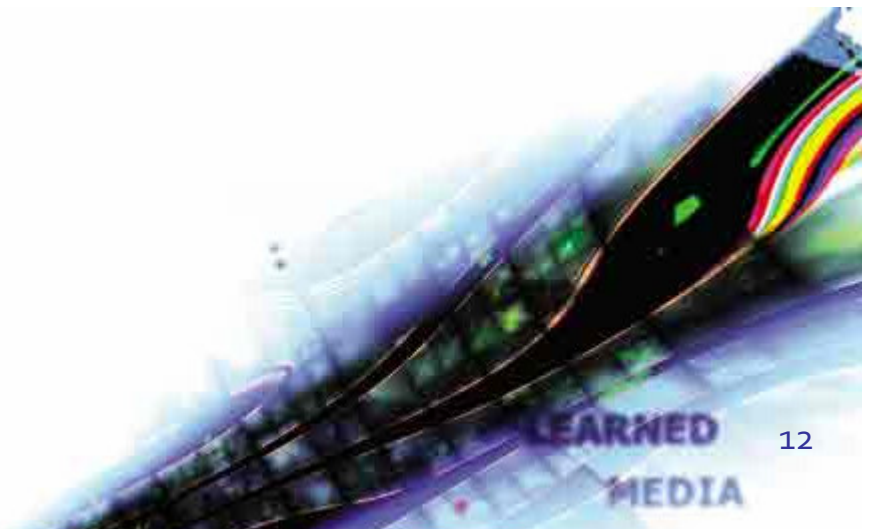
$$Ca = (3+2) / (3+2+2+0) = 0,71\%$$



	Predicted positive	Predicted negative
Actual positive	TP=3	FN=0
Actual negative	FP=2	TN=2

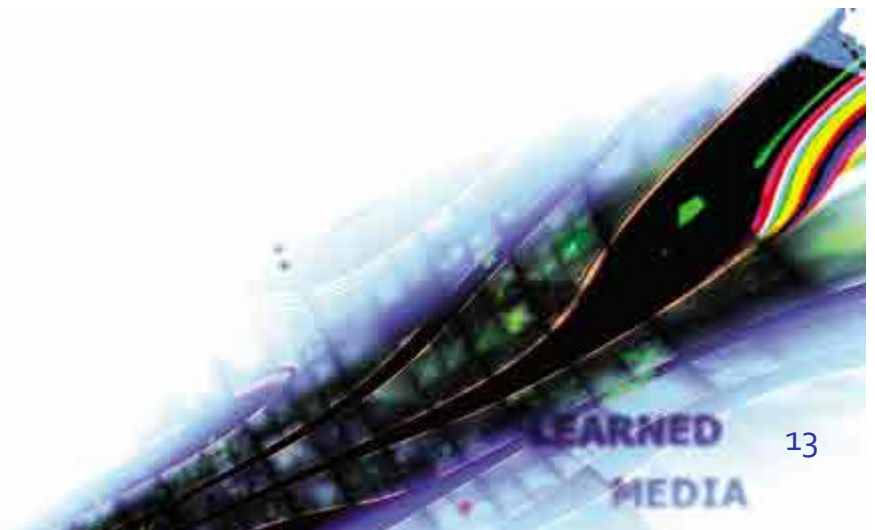
# Discussion

- List evaluation methods for classification.
- How much is the information gain for the “attribute” Person? How would it perform on the test set?
- How do we compute entropy for a target variable that has three values? Lenses = {hard=4, soft=5, none=13}
- • How would you compute the information gain for a numeric attribute?
- What would be the classification accuracy of our decision tree if we pruned it at the node *Astigmatic*?
- Compare the naïve Bayes classifier and decision trees regarding
  - the handling of missing values
  - numeric attributes
  - interpretability of the model



# Information gain of a numeric attribute

Age	Lenses
67	YES
52	YES
63	NO
26	YES
65	NO
23	YES
65	NO
25	YES
26	YES
57	NO
49	NO
23	YES
39	NO
55	NO
53	NO
38	NO
67	YES
54	NO
29	YES
46	NO
44	YES
32	NO
39	NO
45	YES



# Information gain of a numeric attribute

Age	Lenses
67	YES
52	YES
63	NO
26	YES
65	NO
23	YES
65	NO
25	YES
26	YES
57	NO
49	NO
23	YES
39	NO
55	NO
53	NO
38	NO
67	YES
54	NO
29	YES
46	NO
44	YES
32	NO
39	NO
45	YES

Sort  
by  
Age



Age	Lenses
23	YES
23	YES
25	YES
26	YES
26	YES
29	YES
32	NO
38	NO
39	NO
39	NO
44	YES
45	YES
46	NO
49	NO
52	YES
53	NO
54	NO
55	NO
57	NO
63	NO
65	NO
65	NO
67	YES
67	YES



# Information gain of a numeric attribute

Age	Lenses
67	YES
52	YES
63	NO
26	YES
65	NO
23	YES
65	NO
25	YES
26	YES
57	NO
49	NO
23	YES
39	NO
55	NO
53	NO
38	NO
67	YES
54	NO
29	YES
46	NO
44	YES
32	NO
39	NO
45	YES

**Sort  
by  
Age**



Age	Lenses
23	YES
23	YES
25	YES
26	YES
26	YES
29	YES
32	NO
38	NO
39	NO
39	NO
44	YES
45	YES
46	NO
49	NO
52	YES
53	NO
54	NO
55	NO
57	NO
63	NO
65	NO
65	NO
67	YES
67	YES


**Define  
possible  
splitting  
points**



Age	Lenses
23	YES
23	YES
25	YES
26	YES
26	YES
29	YES
32	NO
38	NO
39	NO
39	NO
44	YES
45	YES
46	NO
49	NO
52	YES
53	NO
54	NO
55	NO
57	NO
63	NO
65	NO
65	NO
67	YES
67	YES

# Information gain of a numeric attribute

Age	Lenses	
23	YES	
23	YES	
25	YES	
26	YES	
26	YES	
29	YES	→ 30.5
32	NO	
38	NO	
39	NO	
39	NO	→ 41.5
44	YES	
45	YES	→ 45.5
46	NO	
49	NO	→ 50.5
52	YES	→ 52.5
53	NO	
54	NO	
55	NO	
57	NO	
63	NO	
65	NO	
65	NO	
67	YES	→ 66
67	YES	

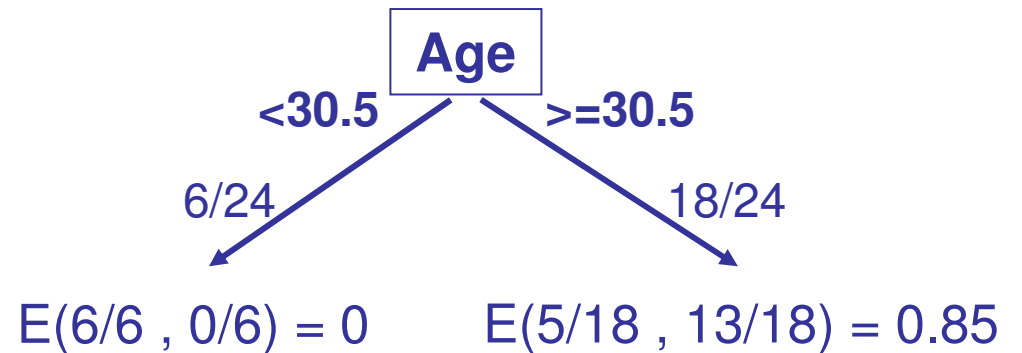




# Information gain of a numeric attribute

Age	Lenses
23	YES
23	YES
25	YES
26	YES
26	YES
29	YES
32	NO
38	NO
39	NO
39	NO
44	YES
45	YES
46	NO
49	NO
52	YES
53	NO
54	NO
55	NO
57	NO
63	NO
65	NO
65	NO
67	YES
67	YES

→ 30.5  
→ 41.5  
→ 45.5  
→ 50.5  
→ 52.5  
→ 66

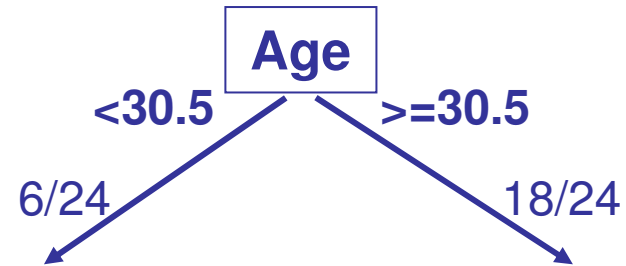


# Information gain of a numeric attribute

Age	Lenses
23	YES
23	YES
25	YES
26	YES
26	YES
29	YES
32	NO
38	NO
39	NO
39	NO
44	YES
45	YES
46	NO
49	NO
52	YES
53	NO
54	NO
55	NO
57	NO
63	NO
65	NO
65	NO
67	YES
67	YES

→ 30.5  
 → 41.5  
 → 45.5  
 → 50.5  
 → 52.5  
 → 66

$$E(S) = E(11/24, 13/24) = 0.99$$



$$E(6/6, 0/6) = 0$$

$$E(5/18, 13/18) = 0.85$$

$$\text{InfoGain}(S, \text{Age}_{30.5}) =$$

$$= E(S) - \sum p_v E(p_v)$$

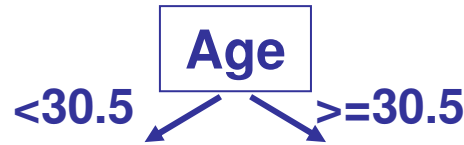
$$= 0.99 - (6/24 * 0 + 18/24 * 0.85)$$

$$= 0.35$$

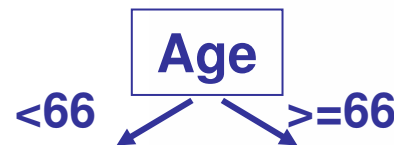
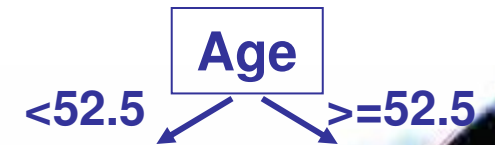
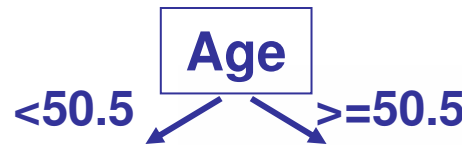
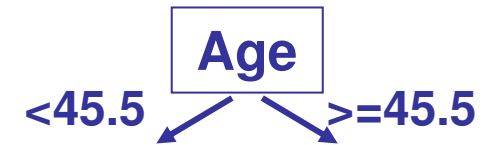
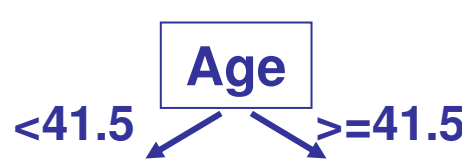
# Information gain of a numeric attribute

Age	Lenses
23	YES
23	YES
25	YES
26	YES
26	YES
29	YES
32	NO
38	NO
39	NO
39	NO
44	YES
45	YES
46	NO
49	NO
52	YES
53	NO
54	NO
55	NO
57	NO
63	NO
65	NO
65	NO
67	YES
67	YES

→ 30.5  
 → 41.5  
 → 45.5  
 → 50.5  
 → 52.5  
 → 66

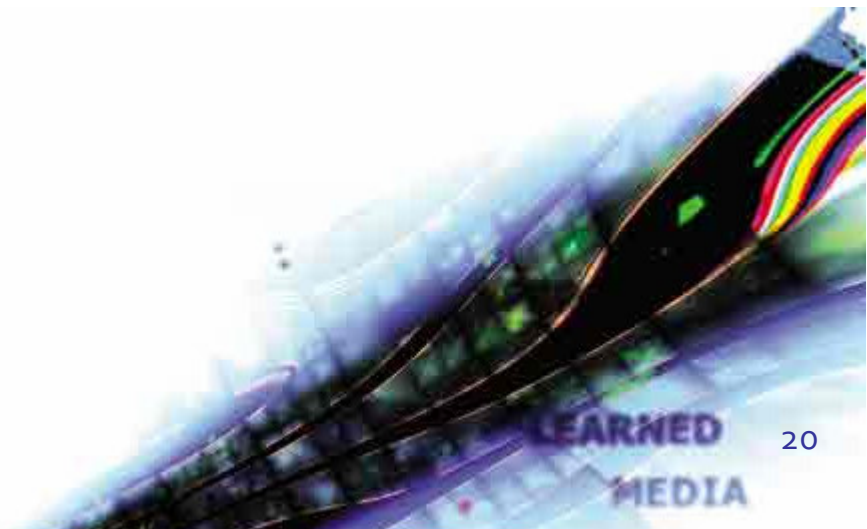


InfoGain (S, Age<sub>30.5</sub>) = 0.35



# Discussion

- List evaluation methods for classification.
- How much is the information gain for the “attribute” Person? How would it perform on the test set?
- How do we compute entropy for a target variable that has three values? Lenses = {hard=4, soft=5, none=13}
- How would you compute the information gain for a numeric attribute?
- What would be the classification accuracy of our decision tree if we pruned it at the node *Astigmatic*?
- Compare the naïve Bayes classifier and decision trees regarding
  - – the handling of missing values
  - numeric attributes
  - interpretability of the model



# Handling missing values: Naïve Bayes

Will the spider catch these two ants?

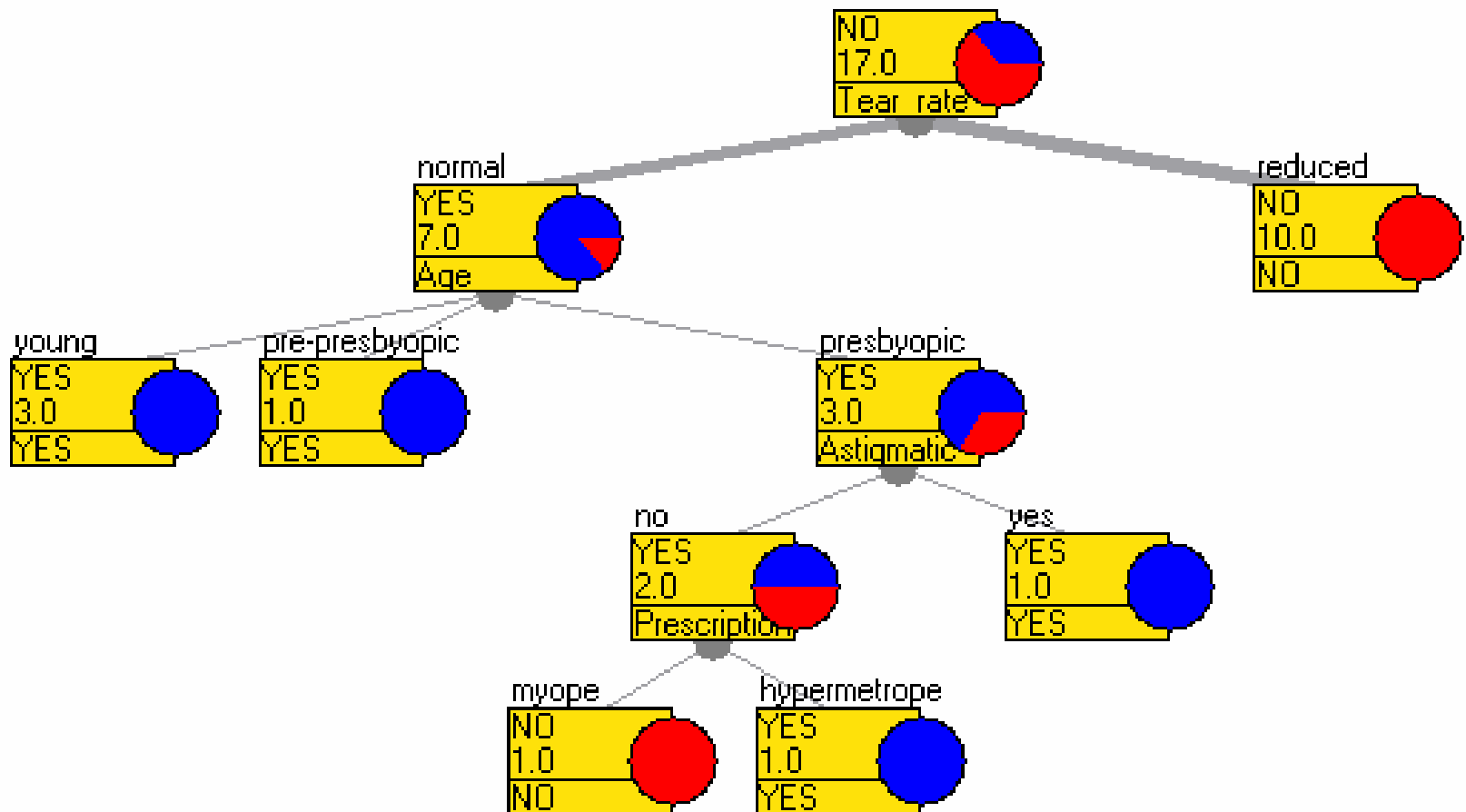
- Color = white, Time = night ← **missing value Size**
- Color = black, Size = large, Time = day

$$p(Caught = YES) * \frac{p(Caught = YES|Color = white)}{p(Caught = YES)} * \frac{p(Caught = YES|Time = night)}{p(Caught = YES)} =$$
$$p(c_1|v_1, v_2) =$$
$$p(Caught = YES|Color = white, Time = night) =$$
$$\frac{1}{2} * \frac{1}{2} * \frac{1}{4} = \frac{1}{4}$$

Naïve Bayes uses all the available information!

# Handling missing values: Decision trees - 1

Age	Prescription	Astigmatic	Tear Rate
?	hypermetrope	no	normal
pre-presbyopic	myope	?	normal



# Handling missing values: Decision trees - 2

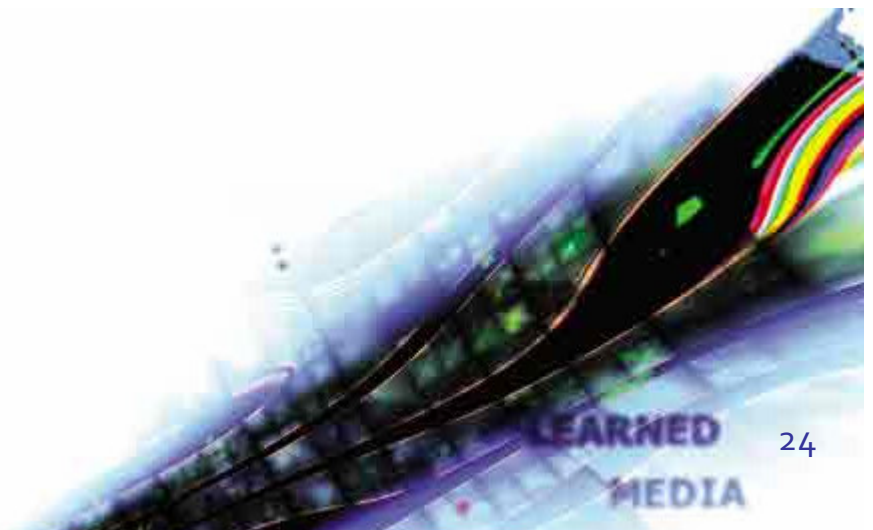
Algorithm **ID3**: does not handle missing values

Algorithm **C4.5** (J48) deals with two problems:

- Missing values in **train** data:
  - Missing values are not used in gain and entropy calculations
- Missing values in **test** data:
  - A missing **continuous** value is replaced with the median of the training set
  - A missing **categorical** values is replaced with the most frequent value

# Discussion

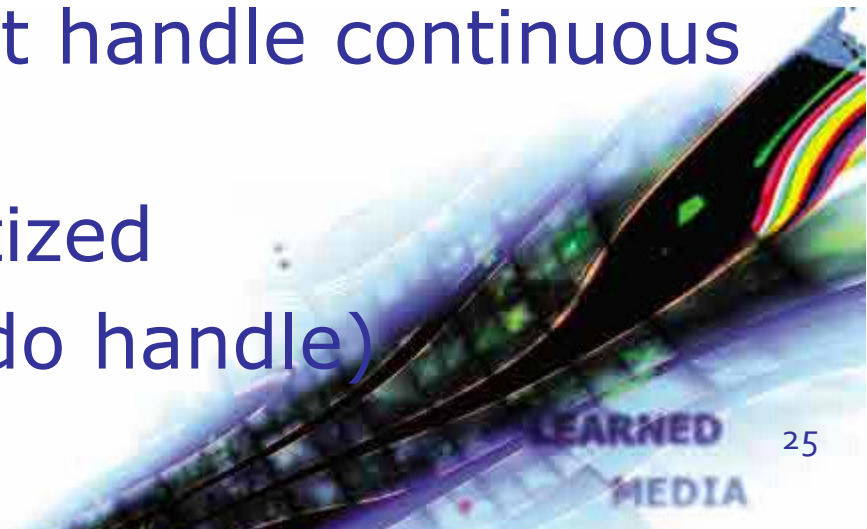
- List evaluation methods for classification.
- How much is the information gain for the “attribute” Person? How would it perform on the test set?
- How do we compute entropy for a target variable that has three values? Lenses = {hard=4, soft=5, none=13}
- How would you compute the information gain for a numeric attribute?
- What would be the classification accuracy of our decision tree if we pruned it at the node *Astigmatic*?
- Compare the naïve Bayes classifier and decision trees regarding
  - the handling of missing values
  - numeric attributes
  - interpretability of the model






# Continuous attributes: decision trees & naïve bayes

- Decision trees **ID3** algorithm: does not handle continuous attributes → data need to be discretized
- Decision trees **C4.5** (J48 in Weka) algorithm: deals with continuous attributes as shown earlier
- **Naïve Bayes**: does not handle continuous attributes → data need to be discretized (some implementations do handle)



# Discussion

- List evaluation methods for classification.
- How much is the information gain for the “attribute” Person? How would it perform on the test set?
- How do we compute entropy for a target variable that has three values? Lenses = {hard=4, soft=5, none=13}
- How would you compute the information gain for a numeric attribute?
- What would be the classification accuracy of our decision tree if we pruned it at the node *Astigmatic*?
- Compare the naïve Bayes classifier and decision trees regarding
  - the handling of missing values
  - numeric attributes
  - – interpretability of the model



# Interpretability of decision tree and naïve bayes models

- Decision trees are easy to understand and interpret (if they are of a reasonably small size)
- Naïve bayes models are of the “black box type”. Naïve bayes models have been visualized by nomograms.

