

## Decision trees

A decision tree is a predictive model which maps observations about an item to conclusions about the item's target value. Another name for such tree models is classification trees. In these tree structures, leaves represent classifications and branches represent conjunctions of attribute-values that lead to those classifications. In decision trees, each interior node corresponds to an attribute; an arc to a child represents a possible value of that attribute. A leaf represents a possible value of target variable given the values of the variables represented by the path from the root.

A tree can be "learned" by splitting the source set into subsets based on an attribute value test. This process is repeated on each derived subset in a recursive manner. The recursion is completed when splitting is either non-feasible, or a singular classification can be applied to each element of the derived subset. In advanced algorithms like C4.5 (J48), other stopping criteria are also used.

### Decision tree induction - Algorithm ID3

Given: training set  $S$

1. Compute the entropy  $E(S)$  of the set  $S$
2. IF  $E(S) = 0$
3. The current set is "clean" and therefore a leaf in our tree
4. IF  $E(S) > 0$
5. Compute the information gain of each attribute  $Gain(S, A)$
6. The attribute  $A$  with the highest information gain becomes the root
7. Divide the set  $S$  into subsets  $S_i$  according to the values of  $A$
8. Repeat steps 1-7 on each  $S_i$

The information gain of an attribute  $Gain(S, A)$  is computed as follows:

$$Gain(S, A) = E(S) - \sum_{v \in Values(A)} \frac{\frac{\text{number of examples in the subset } S_v}{\text{probability of the branch}}}{\frac{\text{number of examples in set } S}}{|S_v|} \cdot E(S_v)$$

↑  
 number of examples in set  $S$

The entropy of a set  $E(S)$  is computed as follows, where  $p_c$  are probabilities of each class:

$$E(S) = - \sum_{c=1}^N p_c \cdot \log_2 p_c$$

## Exercise

Given: Attribute-value data with nominal target variable Lenses.  
Induce a decision tree and estimate its performance on new data.

The data:

| Person | Age            | Prescription | Astigmatic | Tear_Rate | Lenses |
|--------|----------------|--------------|------------|-----------|--------|
| P1     | young          | myope        | no         | normal    | YES    |
| P2     | young          | myope        | no         | reduced   | NO     |
| P3     | young          | hypermetrope | no         | normal    | YES    |
| P4     | young          | hypermetrope | no         | reduced   | NO     |
| P5     | young          | myope        | yes        | normal    | YES    |
| P6     | young          | myope        | yes        | reduced   | NO     |
| P7     | young          | hypermetrope | yes        | normal    | YES    |
| P8     | young          | hypermetrope | yes        | reduced   | NO     |
| P9     | pre-presbyopic | myope        | no         | normal    | YES    |
| P10    | pre-presbyopic | myope        | no         | reduced   | NO     |
| P11    | pre-presbyopic | hypermetrope | no         | normal    | YES    |
| P12    | pre-presbyopic | hypermetrope | no         | reduced   | NO     |
| P13    | pre-presbyopic | myope        | yes        | normal    | YES    |
| P14    | pre-presbyopic | myope        | yes        | reduced   | NO     |
| P15    | pre-presbyopic | hypermetrope | yes        | normal    | NO     |
| P16    | pre-presbyopic | hypermetrope | yes        | reduced   | NO     |
| P17    | presbyopic     | myope        | no         | normal    | NO     |
| P18    | presbyopic     | myope        | no         | reduced   | NO     |
| P19    | presbyopic     | hypermetrope | no         | normal    | YES    |
| P20    | presbyopic     | hypermetrope | no         | reduced   | NO     |
| P21    | presbyopic     | myope        | yes        | normal    | YES    |
| P22    | presbyopic     | myope        | yes        | reduced   | NO     |
| P23    | presbyopic     | hypermetrope | yes        | normal    | NO     |
| P24    | presbyopic     | hypermetrope | yes        | reduced   | NO     |

We split the data into two parts: one for training and one for testing.

| Training set |                |              |            |           |        |
|--------------|----------------|--------------|------------|-----------|--------|
| Person       | Age            | Prescription | Astigmatic | Tear_Rate | Lenses |
| P1           | young          | myope        | no         | normal    | YES    |
| P2           | young          | myope        | no         | reduced   | NO     |
| P4           | young          | hypermetrope | no         | reduced   | NO     |
| P5           | young          | myope        | yes        | normal    | YES    |
| P6           | young          | myope        | yes        | reduced   | NO     |
| P7           | young          | hypermetrope | yes        | normal    | YES    |
| P8           | young          | hypermetrope | yes        | reduced   | NO     |
| P10          | pre-presbyopic | myope        | no         | reduced   | NO     |
| P11          | pre-presbyopic | hypermetrope | no         | normal    | YES    |
| P14          | pre-presbyopic | myope        | yes        | reduced   | NO     |
| P17          | presbyopic     | myope        | no         | normal    | NO     |
| P18          | presbyopic     | myope        | no         | reduced   | NO     |
| P19          | presbyopic     | hypermetrope | no         | normal    | YES    |
| P20          | presbyopic     | hypermetrope | no         | reduced   | NO     |
| P21          | presbyopic     | myope        | yes        | normal    | YES    |
| P22          | presbyopic     | myope        | yes        | reduced   | NO     |
| P24          | presbyopic     | hypermetrope | yes        | reduced   | NO     |

| Testing set |                |              |            |           |        |
|-------------|----------------|--------------|------------|-----------|--------|
| Person      | Age            | Prescription | Astigmatic | Tear_Rate | Lenses |
| P3          | young          | hypermetrope | no         | normal    | YES    |
| P9          | pre-presbyopic | myope        | no         | normal    | YES    |
| P12         | pre-presbyopic | hypermetrope | no         | reduced   | NO     |
| P13         | pre-presbyopic | myope        | yes        | normal    | YES    |
| P15         | pre-presbyopic | hypermetrope | yes        | normal    | NO     |
| P16         | pre-presbyopic | hypermetrope | yes        | reduced   | NO     |
| P23         | presbyopic     | hypermetrope | yes        | normal    | NO     |

We induce a decision tree on the training set S according to the algorithm ID3.  
Compute the entropy  $E(S)$  of the set S:

| Training set |                |              |            |           |        |
|--------------|----------------|--------------|------------|-----------|--------|
| Person       | Age            | Prescription | Astigmatic | Tear_Rate | Lenses |
| P1           | young          | myope        | no         | normal    | YES    |
| P2           | young          | myope        | no         | reduced   | NO     |
| P4           | young          | hypermetrope | no         | reduced   | NO     |
| P5           | young          | myope        | yes        | normal    | YES    |
| P6           | young          | myope        | yes        | reduced   | NO     |
| P7           | young          | hypermetrope | yes        | normal    | YES    |
| P8           | young          | hypermetrope | yes        | reduced   | NO     |
| P10          | pre-presbyopic | myope        | no         | reduced   | NO     |
| P11          | pre-presbyopic | hypermetrope | no         | normal    | YES    |
| P14          | pre-presbyopic | myope        | yes        | reduced   | NO     |
| P17          | presbyopic     | myope        | no         | normal    | NO     |
| P18          | presbyopic     | myope        | no         | reduced   | NO     |
| P19          | presbyopic     | hypermetrope | no         | normal    | YES    |
| P20          | presbyopic     | hypermetrope | no         | reduced   | NO     |
| P21          | presbyopic     | myope        | yes        | normal    | YES    |
| P22          | presbyopic     | myope        | yes        | reduced   | NO     |
| P24          | presbyopic     | hypermetrope | yes        | reduced   | NO     |

There are 17 examples in our training set. 6 of them have value Lenses=YES and 11 of them have the value Lenses=NO.

$$E(S) = E(6/17, 11/17) = 0.94$$

Since the entropy  $E(S)$  is not zero, we compute the information gain of each attribute:  $\text{Gain}(S, A)$ .

Information gain of the attribute Age on set S:

| Training set |                |              |            |           |        |
|--------------|----------------|--------------|------------|-----------|--------|
| Person       | Age            | Prescription | Astigmatic | Tear_Rate | Lenses |
| P1           | young          | myope        | no         | normal    | YES    |
| P2           | young          | myope        | no         | reduced   | NO     |
| P4           | young          | hypermetrope | no         | reduced   | NO     |
| P5           | young          | myope        | yes        | normal    | YES    |
| P6           | young          | myope        | yes        | reduced   | NO     |
| P7           | young          | hypermetrope | yes        | normal    | YES    |
| P8           | young          | hypermetrope | yes        | reduced   | NO     |
| P10          | pre-presbyopic | myope        | no         | reduced   | NO     |
| P11          | pre-presbyopic | hypermetrope | no         | normal    | YES    |
| P14          | pre-presbyopic | myope        | yes        | reduced   | NO     |
| P17          | presbyopic     | myope        | no         | normal    | NO     |
| P18          | presbyopic     | myope        | no         | reduced   | NO     |
| P19          | presbyopic     | hypermetrope | no         | normal    | YES    |
| P20          | presbyopic     | hypermetrope | no         | reduced   | NO     |
| P21          | presbyopic     | myope        | yes        | normal    | YES    |
| P22          | presbyopic     | myope        | yes        | reduced   | NO     |
| P24          | presbyopic     | hypermetrope | yes        | reduced   | NO     |



The attribute Age splits the set S into three subsets: Age=young, Age=pre-presbyopic and Age=presbyopic with 7, 3 and 7 instances respectively.

In the subset Age = young, there are 3 items with Lenses=YES and 4 with Lenses=NO.

$$E(\text{Age}=\text{young}) = E(3/7, 4/7) = 0.99$$

Similar for the other two sets:

$$E(\text{Age}=\text{pre-presbyopic}) = E(1/3, 2/3) = 0.92$$

$$E(\text{Age}=\text{presbyopic}) = E(2/7, 5/7) = 0.86$$

$\text{Gain}(S, \text{Age}) =$

$$E(S) - 7/17 E(\text{Age}=\text{young}) - 3/17 E(\text{Age}=\text{pre-presbyopic}) - 7/17 E(\text{Age}=\text{presbyopic}) =$$

$$= 0.94 - 7/17 * 0.99 - 3/17 * 0.92 - 7/17 * 0.86 = 0.02$$

Information gain of the attribute Prescription on set S:

| Training set |                |              |            |           |        |
|--------------|----------------|--------------|------------|-----------|--------|
| Person       | Age            | Prescription | Astigmatic | Tear_Rate | Lenses |
| P1           | young          | myope        | no         | normal    | YES    |
| P2           | young          | myope        | no         | reduced   | NO     |
| P4           | young          | hypermetrope | no         | reduced   | NO     |
| P5           | young          | myope        | yes        | normal    | YES    |
| P6           | young          | myope        | yes        | reduced   | NO     |
| P7           | young          | hypermetrope | yes        | normal    | YES    |
| P8           | young          | hypermetrope | yes        | reduced   | NO     |
| P10          | pre-presbyopic | myope        | no         | reduced   | NO     |
| P11          | pre-presbyopic | hypermetrope | no         | normal    | YES    |
| P14          | pre-presbyopic | myope        | yes        | reduced   | NO     |
| P17          | presbyopic     | myope        | no         | normal    | NO     |
| P18          | presbyopic     | myope        | no         | reduced   | NO     |
| P19          | presbyopic     | hypermetrope | no         | normal    | YES    |
| P20          | presbyopic     | hypermetrope | no         | reduced   | NO     |
| P21          | presbyopic     | myope        | yes        | normal    | YES    |
| P22          | presbyopic     | myope        | yes        | reduced   | NO     |
| P24          | presbyopic     | hypermetrope | yes        | reduced   | NO     |



$$E(\text{Prescription}=\text{hypermetrope}) = E(3/7, 4/7) = 0.99$$

$$E(\text{Prescription}=\text{myope}) = E(3/10, 7/10) = 0.88$$

$$\begin{aligned} \text{Gain}(S, \text{Prescription}) &= E(S) - \\ &\quad - 7/17 E(\text{Prescription}=\text{hypermetrope}) \\ &\quad - 10/17 E(\text{Prescription}=\text{myope}) = \\ &= 0.94 - 7/17 * 0.99 - 10/17 * 0.88 = 0.02 \end{aligned}$$

Information gain of the attribute Astigmatic on set S:

| Training set |                |              |            |           |        |
|--------------|----------------|--------------|------------|-----------|--------|
| Person       | Age            | Prescription | Astigmatic | Tear_Rate | Lenses |
| P1           | young          | myope        | no         | normal    | YES    |
| P2           | young          | myope        | no         | reduced   | NO     |
| P4           | young          | hypermetrope | no         | reduced   | NO     |
| P5           | young          | myope        | yes        | normal    | YES    |
| P6           | young          | myope        | yes        | reduced   | NO     |
| P7           | young          | hypermetrope | yes        | normal    | YES    |
| P8           | young          | hypermetrope | yes        | reduced   | NO     |
| P10          | pre-presbyopic | myope        | no         | reduced   | NO     |
| P11          | pre-presbyopic | hypermetrope | no         | normal    | YES    |
| P14          | pre-presbyopic | myope        | yes        | reduced   | NO     |
| P17          | presbyopic     | myope        | no         | normal    | NO     |
| P18          | presbyopic     | myope        | no         | reduced   | NO     |
| P19          | presbyopic     | hypermetrope | no         | normal    | YES    |
| P20          | presbyopic     | hypermetrope | no         | reduced   | NO     |
| P21          | presbyopic     | myope        | yes        | normal    | YES    |
| P22          | presbyopic     | myope        | yes        | reduced   | NO     |
| P24          | presbyopic     | hypermetrope | yes        | reduced   | NO     |



$$E(\text{Astigmatic}=\text{no}) = E(3/9, 6/9) = 0.92$$

$$E(\text{Astigmatic}=\text{yes}) = E(3/8, 5/8) = 0.95$$

$$\begin{aligned} \text{Gain}(S, \text{Astigmatic}) &= E(S) - \\ &\quad - 9/17 E(\text{Astigmatic}=\text{no}) \\ &\quad - 8/17 E(\text{Astigmatic}=\text{yes}) = \\ &= 0.94 - 9/17 * 0.92 - 8/17 * 0.95 = 0.006 \end{aligned}$$

Information gain of the attribute Tear\_Rate on set S:

| Training set |                |              |            |           |        |
|--------------|----------------|--------------|------------|-----------|--------|
| Person       | Age            | Prescription | Astigmatic | Tear_Rate | Lenses |
| P1           | young          | myope        | no         | normal    | YES    |
| P2           | young          | myope        | no         | reduced   | NO     |
| P4           | young          | hypermetrope | no         | reduced   | NO     |
| P5           | young          | myope        | yes        | normal    | YES    |
| P6           | young          | myope        | yes        | reduced   | NO     |
| P7           | young          | hypermetrope | yes        | normal    | YES    |
| P8           | young          | hypermetrope | yes        | reduced   | NO     |
| P10          | pre-presbyopic | myope        | no         | reduced   | NO     |
| P11          | pre-presbyopic | hypermetrope | no         | normal    | YES    |
| P14          | pre-presbyopic | myope        | yes        | reduced   | NO     |
| P17          | presbyopic     | myope        | no         | normal    | NO     |
| P18          | presbyopic     | myope        | no         | reduced   | NO     |
| P19          | presbyopic     | hypermetrope | no         | normal    | YES    |
| P20          | presbyopic     | hypermetrope | no         | reduced   | NO     |
| P21          | presbyopic     | myope        | yes        | normal    | YES    |
| P22          | presbyopic     | myope        | yes        | reduced   | NO     |
| P24          | presbyopic     | hypermetrope | yes        | reduced   | NO     |



$$E(\text{Tear\_Rate}=\text{normal}) = E(6/7, 1/7) = 0.59$$

$$E(\text{Tear\_Rate}=\text{reduced}) = E(0/10, 10/10) = 0$$

$$\begin{aligned} \text{Gain}(S, \text{Tear\_Rate}) &= \\ &= E(S) - \\ &\quad - 7/17 E(\text{Tear\_Rate}=\text{normal}) \\ &\quad - 10/17 E(\text{Tear\_Rate}=\text{reduced}) = \\ &= 0.94 - 7/17 * 0.59 - 10/17 * 0 = 0.70 \end{aligned}$$

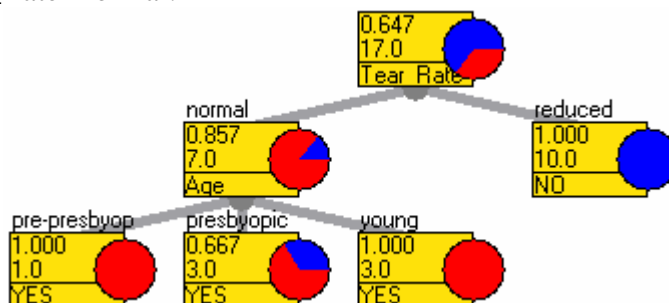
The attribute with the highest information gain is Tear\_Rate with information gain of 0.70. This attribute is chosen to become the root of our tree. We recursively continue to build the tree on subsets of set S according to values of the attribute Tear\_Rate.



On the one hand, the entropy of the subset with Tear\_Rate=normal is not zero, therefore we continue with the built. On the other hand, the entropy of the set Tear\_Rate=reduced is zero, which means that the algorithm has reached the end and this node is a leaf of the tree. It classifies into class Lenses=NO.

Information gain of the attribute Age on set Tear\_Rate=normal:

| Training set |                |              |            |        |
|--------------|----------------|--------------|------------|--------|
| Person       | Age            | Prescription | Astigmatic | Lenses |
| P1           | young          | myope        | no         | YES    |
| P5           | young          | myope        | yes        | YES    |
| P7           | young          | hypermetrope | yes        | YES    |
| P11          | pre-presbyopic | hypermetrope | no         | YES    |
| P17          | presbyopic     | myope        | no         | NO     |
| P19          | presbyopic     | hypermetrope | no         | YES    |
| P21          | presbyopic     | myope        | yes        | YES    |



$$E(\text{Age}=\text{young} \mid \text{Tear\_Rate}=\text{normal}) = E(3/3, 0/3) = 0$$

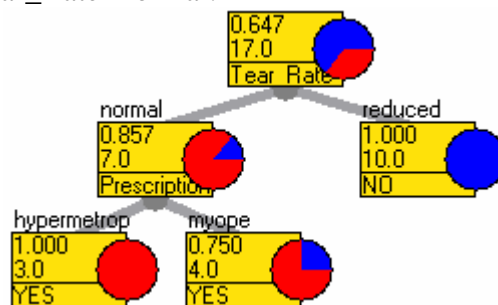
$$E(\text{Age}=\text{pre-presbyopic} \mid \text{Tear\_Rate}=\text{normal}) = E(1/1, 0/1) = 0$$

$$E(\text{Age}=\text{presbyopic} \mid \text{Tear\_Rate}=\text{normal}) = E(2/3, 1/3) = 0.92$$

$$\begin{aligned} \text{Gain}(S \mid \text{Tear\_Rate}=\text{normal}, \text{Age}) &= \\ &E(S \mid \text{Tear\_Rate}=\text{normal}) - 3/7 E(\text{Age}=\text{young} \mid \text{Tear\_Rate}=\text{normal}) \\ &\quad - 1/7 E(\text{Age}=\text{pre-presbyopic} \mid \text{Tear\_Rate}=\text{normal}) \\ &\quad - 3/7 E(\text{Age}=\text{presbyopic} \mid \text{Tear\_Rate}=\text{normal}) = \\ &= 0.59 - 3/7 * 0 - 1/7 * 0 - 3/7 * 0.92 = 0.20 \end{aligned}$$

Information gain of the attribute Prescription on set Tear\_Rate=normal:

| Training set |                |              |            |        |
|--------------|----------------|--------------|------------|--------|
| Person       | Age            | Prescription | Astigmatic | Lenses |
| P1           | young          | myope        | no         | YES    |
| P5           | young          | myope        | yes        | YES    |
| P7           | young          | hypermetrope | yes        | YES    |
| P11          | pre-presbyopic | hypermetrope | no         | YES    |
| P17          | presbyopic     | myope        | no         | NO     |
| P19          | presbyopic     | hypermetrope | no         | YES    |
| P21          | presbyopic     | myope        | yes        | YES    |



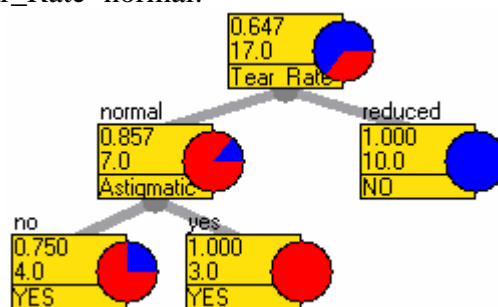
$$E(\text{Prescription}=\text{myope} \mid \text{Tear\_Rate}=\text{normal}) = E(3/4, 1/4) = 0.81$$

$$E(\text{Prescription}=\text{hypermetrope} \mid \text{Tear\_Rate}=\text{normal}) = E(3/3, 0/3) = 0$$

$$\begin{aligned} \text{Gain}(S \text{ Tear\_Rate}=\text{normal}, \text{Prescription}) &= \\ &E(S \text{ Tear\_Rate}=\text{normal}) - 4/7 E(\text{Prescription}=\text{myope} \mid \text{Tear\_Rate}=\text{normal}) \\ &- 3/7 E(\text{Prescription}=\text{hypermetrope} \mid \text{Tear\_Rate}=\text{normal}) = \\ &= 0.59 - 4/7 * 0.81 - 3/7 * 0 = 0.13 \end{aligned}$$

Information gain of the attribute Astigmatic on set Tear\_Rate=normal:

| Training set |                |              |            |        |
|--------------|----------------|--------------|------------|--------|
| Person       | Age            | Prescription | Astigmatic | Lenses |
| P1           | young          | myope        | no         | YES    |
| P5           | young          | myope        | yes        | YES    |
| P7           | young          | hypermetrope | yes        | YES    |
| P11          | pre-presbyopic | hypermetrope | no         | YES    |
| P17          | presbyopic     | myope        | no         | NO     |
| P19          | presbyopic     | hypermetrope | no         | YES    |
| P21          | presbyopic     | myope        | yes        | YES    |

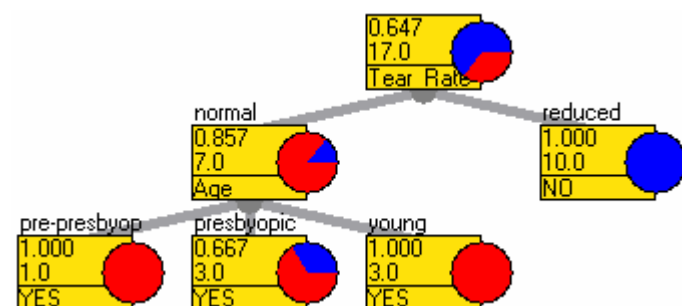


$$E(\text{Astigmatic}=\text{no} \mid \text{Tear\_Rate}=\text{normal}) = E(3/4, 1/4) = 0.81$$

$$E(\text{Astigmatic}=\text{yes} \mid \text{Tear\_Rate}=\text{normal}) = E(3/3, 0/3) = 0$$

$$\begin{aligned} \text{Gain}(S \text{ Tear\_Rate}=\text{normal}, \text{Astigmatic}) &= \\ &E(S \text{ Tear\_Rate}=\text{normal}) - 4/7 E(\text{Astigmatic}=\text{no} \mid \text{Tear\_Rate}=\text{normal}) \\ &- 3/7 E(\text{Astigmatic}=\text{yes} \mid \text{Tear\_Rate}=\text{normal}) = \\ &= 0.59 - 4/7 * 0.81 - 3/7 * 0 = 0.13 \end{aligned}$$

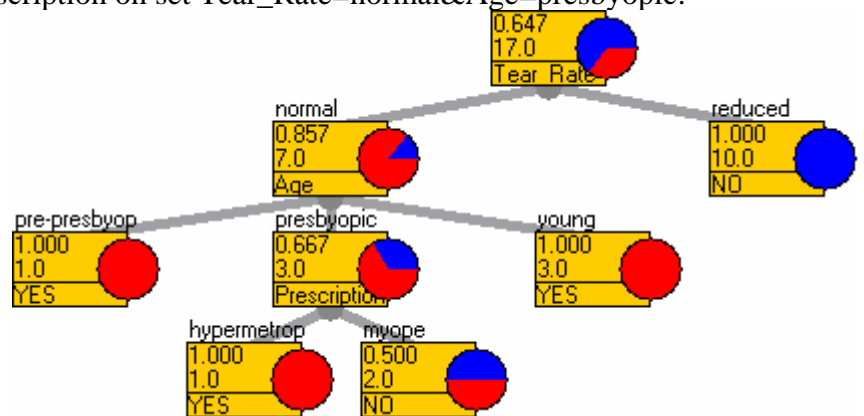
The attribute with the highest information gain on set Tear\_Rate=normal is Age with information gain of 0.20. This attribute is chosen to become the next node of our tree. We recursively continue to build the tree on subsets of this set according to values of the attribute Age.



On the one hand, the entropies of the subsets with Age=pre-presbyopic and Age=young are zero, therefore we reached the end of the tree. On the other hand, the entropy of the set Age=presbyopic is not zero, which means that the algorithm continues with the build.

Information gain of the attribute Prescription on set Tear\_Rate=normal&Age=presbyopic:

| Training set |              |            |        |
|--------------|--------------|------------|--------|
| Person       | Prescription | Astigmatic | Lenses |
| P17          | myope        | no         | NO     |
| P19          | hypermetrope | no         | YES    |
| P21          | myope        | yes        | YES    |



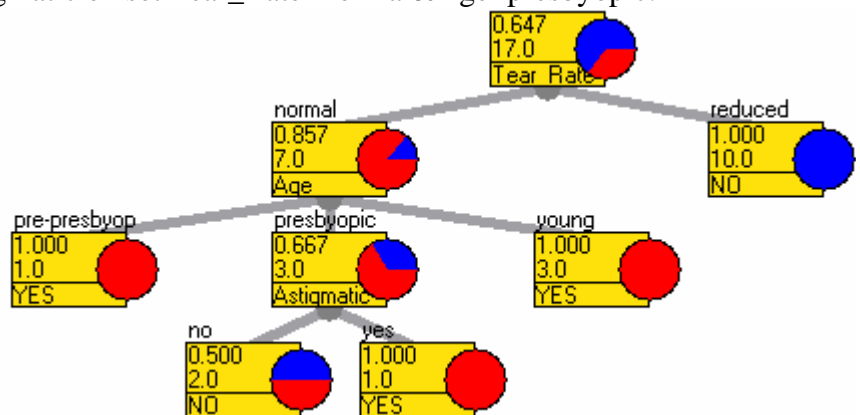
$$E(\text{Prescription}=\text{myope} \mid \text{Tear\_Rate}=\text{normal}\&\text{Age}=\text{presbyopic}) = E(1/2, 1/2) = 1$$

$$E(\text{Prescription}=\text{hypermetropy} \mid \text{Tear\_Rate}=\text{normal}\&\text{Age}=\text{presbyopic}) = E(1/1, 0/1) = 0$$

$$\begin{aligned} \text{Gain}(S \text{ Tear\_Rate}=\text{normal}\&\text{Age}=\text{presbyopic}, \text{Prescription}) &= \\ &E(S \text{ Tear\_Rate}=\text{normal}\&\text{Age}=\text{presbyopic}) \\ &- 2/3 E(\text{Prescription}=\text{myope} \mid \text{Tear\_Rate}=\text{normal}\&\text{Age}=\text{presbyopic}) \\ &- 1/3 E(\text{Prescription}=\text{hypermetropy} \mid \text{Tear\_Rate}=\text{normal}\&\text{Age}=\text{presbyopic}) = \\ &= 0.92 - 2/3 * 1 - 1/3 * 0 = 0.25 \end{aligned}$$

Information gain of the attribute Astigmatic on set Tear\_Rate=normal&Age=presbyopic:

| Training set |              |            |        |
|--------------|--------------|------------|--------|
| Person       | Prescription | Astigmatic | Lenses |
| P17          | myope        | no         | NO     |
| P19          | hypermetrope | no         | YES    |
| P21          | myope        | yes        | YES    |

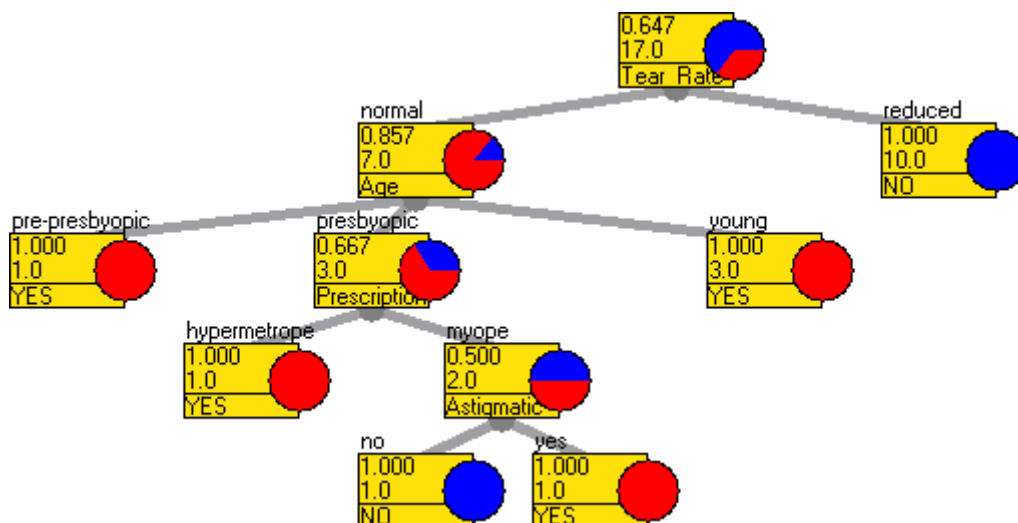


$$E(\text{Astigmatic}=\text{no} \mid \text{Tear\_Rate}=\text{normal}\&\text{Age}=\text{presbyopic}) = E(1/2, 1/2) = 1$$

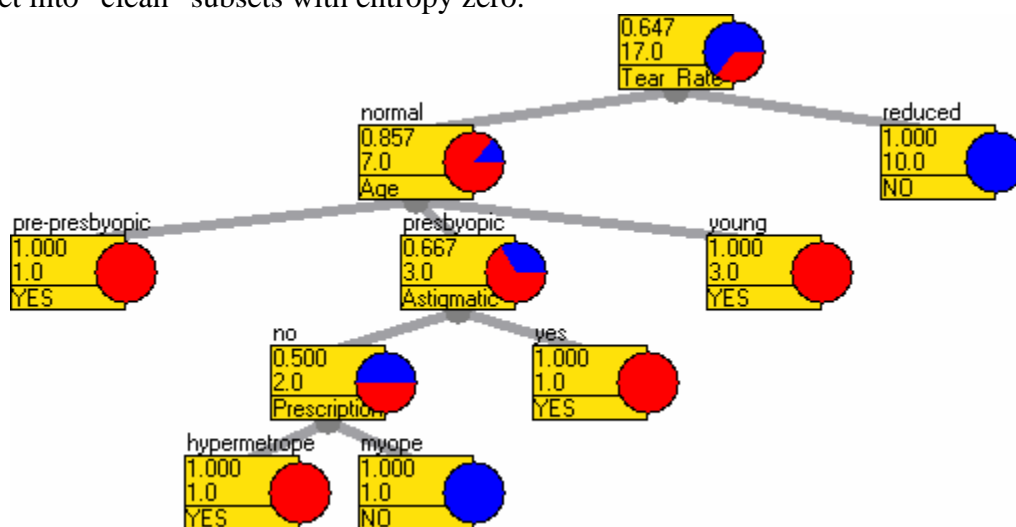
$$E(\text{Astigmatic}=\text{yes} \mid \text{Tear\_Rate}=\text{normal}\&\text{Age}=\text{presbyopic}) = E(1/1, 0/1) = 0$$

$$\begin{aligned} \text{Gain}(S \text{ Tear\_Rate}=\text{normal}\&\text{Age}=\text{presbyopic}, \text{Prescription}) &= \\ &E(S \text{ Tear\_Rate}=\text{normal}\&\text{Age}=\text{presbyopic}) \\ &- 2/3 E(\text{Astigmatic}=\text{no} \mid \text{Tear\_Rate}=\text{normal}\&\text{Age}=\text{presbyopic}) \\ &- 1/3 E(\text{Astigmatic}=\text{yes} \mid \text{Tear\_Rate}=\text{normal}\&\text{Age}=\text{presbyopic}) = \\ &= 0.92 - 2/3 * 1 - 1/3 * 0 = 0.25 \end{aligned}$$

Both attributes Prescription and Astigmatic have the same information gain of 0.25. The ID3 algorithm would choose one of them for the next node (implementations usually take the first one). If we choose the attribute Prescription, the only remaining attribute is Astigmatic, which finally splits the dataset into “clean” subsets with entropy zero.



If we choose the attribute Astigmatic, the only remaining attribute is Prescription, which also splits the dataset into “clean” subsets with entropy zero.



We use the former tree and test its performance on the testing set.

| Testing set |                |              |            |           | REAL   | PREDICTED |
|-------------|----------------|--------------|------------|-----------|--------|-----------|
| Person      | Age            | Prescription | Astigmatic | Tear_Rate | Lenses | Lenses    |
| P3          | young          | hypermetrope | no         | normal    | YES    | YES       |
| P9          | pre-presbyopic | myope        | no         | normal    | YES    | YES       |
| P12         | pre-presbyopic | hypermetrope | no         | reduced   | NO     | NO        |
| P13         | pre-presbyopic | myope        | yes        | normal    | YES    | YES       |
| P15         | pre-presbyopic | hypermetrope | yes        | normal    | NO     | YES       |
| P16         | pre-presbyopic | hypermetrope | yes        | reduced   | NO     | NO        |
| P23         | presbyopic     | hypermetrope | yes        | normal    | NO     | YES       |

| Confusion matrix |            | predicted  |           |
|------------------|------------|------------|-----------|
|                  |            | Lenses=YES | Lenses=NO |
| actual           | Lenses=YES | TP =3      | FN=0      |
|                  | Lenses=NO  | FP=2       | TN=2      |

Classification accuracy is  
 $CA = (TP + TN)/(TP+TN+FP+FN)$   
 $= 5 / 7$   
 $= 0.71$