

AHP: Methodology and Software

Marko Boharac

AHP

AHP: Analytic Hierarchy Process (Thomas Saaty, 1980)

Characteristics:

- based on multiple attribute hierarchies
- assessing *weights* by a pairwise comparison of *attributes*
- assessing *preferences* by a pairwise comparison of *alternatives*
- consistency analysis

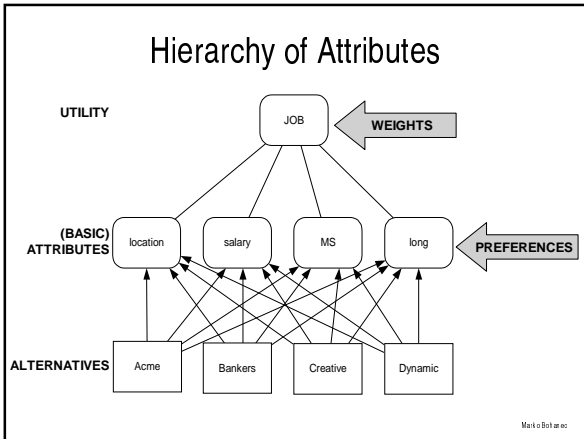
Marko Boharac

Working Example

One Thursday morning, Charles, instead of attending his Management Science Techniques for Consultants class, was mulling over his four job offers. His offers came from: *Acme Manufacturing*, *Bankers Bank*, *Creative Consulting*, and *Dynamic Decision Making*. He knew that factors such as *location*, *salary*, *amount of management science* (which he loved), and *long term prospects* were important to him, but he wanted some way to formalize the relative importance, and some way to evaluate each job offer.

Adapted from: Michael A. Trick, Analytic Hierarchy Process. <http://mat.gsia.cmu.edu/msic/multipl/nod04.html>

Marko Boharac



Pairwise Comparison Values

1 Items *i* and *j* are of equal importance (preference)
 3 Item *i* is weakly more important (better) than *j*
 5 Item *i* is strongly more important (better) than *j*
 7 Item *i* is very strongly more important (better) than *j*
 9 Item *i* is absolutely more important (better) than *j*

2, 4, 6, 8 are intermediate values

Marko Boharac

Assessing Weights

	Location	Salary	MS	Long
Location	1	1/5	1/3	1/2
Salary	5	1	2	4
MS	3	1/2	1	3
Long	2	1/4	1/3	1

1. Normalize the columns so that the sum equals 1
2. Take the average of rows.

	Location	Salary	MS	Long	Average
Location	.091	.102	.091	.059	.086
Salary	.455	.513	.545	.471	.496
MS	.273	.256	.273	.353	.289
Long	.182	.128	.091	.118	.130

Marko Boharac

Assessing Preferences (Scores)

For each attribute, e.g., Location, compare alternatives:

	A	B	C	D
A	1	1/2	1/3	5
B	2	1	1/2	7
C	3	2	1	9
D	1/5	1/7	1/9	1

1. Normalize the columns so that the sum equals 1
2. Take the average of rows.

	A	B	C	D	Average
A	.161	.137	.171	.227	.174
B	.322	.275	.257	.312	.293
C	.484	.549	.514	.409	.489
D	.032	.040	.057	.045	.044

Marko Bohar et al.

Assessing Preferences (Scores)

Scores for all the attributes:

	A	B	C	D
Location	.174	.293	.489	.044
Salary	.050	.444	.312	.104
MS	.210	.038	.354	.398
Long	.510	.012	.290	.188

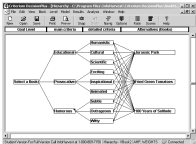
Evaluation:

Acme: $(.174)(.086) + (.050)(.406) + (.210)(.289) + (.510)(.130) = .164$
 Banks: $(.293)(.086) + (.444)(.406) + (.038)(.289) + (.012)(.130) = .256$
 Creative: .335
 Dynamic: .238

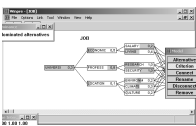
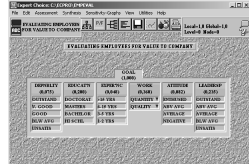
Marko Bohar et al.

AHP Software

Criterion DecisionPlus
<http://www.infohavest.com/>



Expert Choice <http://www.expertchoice.com/>



WinPre
<http://www.hut.fi/Units/SAL/Downloads/ables/winpre.html>

Marko Bohar et al.

Web-HIPRE Software

Web-HIPRE slides: <http://www.hut.fi/Units/SAL/Publications/ppt-files/WebHIPRE.ppt> Marko Bohmer

Homework

1. Run Web-HIPRE
2. Load one of the existing models (e.g., Cellular Phone)
3. Look at all Web-HIPRE's features for
 - describing alternatives
 - assessing alternatives' preferences and scores
 - assessing attributes' weights
4. Do the following:
 - evaluation of alternatives
 - sensitivity analysis
5. Try to make some changes to the model: structure, preferences, weights (but no need to save)

Marko Bohmer
